XRK2213B

NEW

AEC-Q200

■ Features

- Realization of high current specifications by metallic magnetic material.
- Decreased acoustic noise by there are no air gaps.
- Low inductance variance in temperature environments.
- Operating temperature：-40℃～+150℃(The self-heating is included)
- AEC-Q200 compliant

Weight： 39.3 g

■ Applications

- Audio Visual/TV and Monitor,Mini System, AV Amplifier, for Professionals,Camera,Recorder
- Automotive/Car Audio,Car Navigation,ECU,LED Headlights
- Computer & Peripheral Device/Computer,Printer(MFP),Industorial Machines
- Home Electronics/LED Lights
- Others/Power Supply,FA,Medical,Energy

■ Dimensions

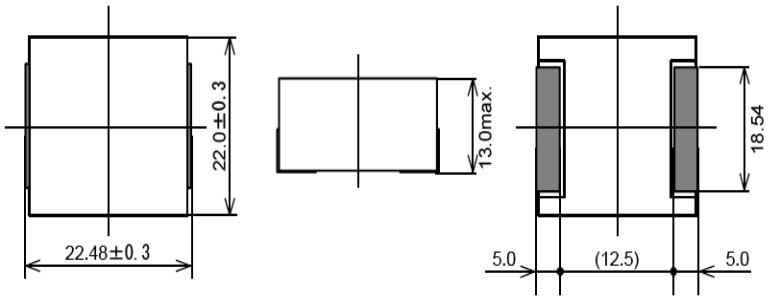

(Unit：mm)

■ Recommended Land Pattern

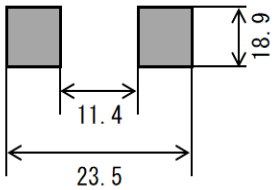

(Unit：mm)

SAGAMI ELEC CO., LTD.
https://www.sagami-elec.co.jp
10-30, Ichibashimo-cho, Tsurumi-ku, Yokohama, Kanagawa 230-0024, Japan
Over Seas Sales Dept. TEL : +81 45 511 3141, E-mail : ossg@sagami-elec.co.jp
Engineering Dept. TEL : +81 45 521 4543

The contents of this catalogue are subject to change without notice.

■ Specifications

SAGAMI Part No.	Inductance (μH)	DCR (mΩ)		DC Saturation Allowable Current (A)	Temperature Rise Allowable Current (A)
		max.	Typical		
XRK2213B-R47M	0.47±20%	0.500	0.400	100.0	66.0
XRK2213B-1R0M	1±20%	0.800	0.700	71.0	50.0
XRK2213B-2R2M	2.2±20%	1.30	1.10	48.0	42.5
XRK2213B-3R3M	3.3±20%	1.80	1.60	41.0	34.0
XRK2213B-4R7M	4.7±20%	1.90	1.70	37.0	33.0
XRK2213B-6R8M	6.8±20%	3.00	2.50	36.0	26.5
XRK2213B-100M	10±20%	4.10	3.70	32.5	20.0
XRK2213B-150M	15±20%	6.00	4.90	24.0	17.0
XRK2213B-220M	22±20%	10.0	8.10	16.0	13.5
XRK2213B-330M	33±20%	15.5	13.2	16.0	11.0
XRK2213B-470M	47±20%	17.7	15.2	15.0	10.0
XRK2213B-750M	75±20%	32.5	27.6	10.0	7.50
XRK2213B-820M	82±20%	34.3	29.9	9.50	7.00
XRK2213B-101M	100±20%	39.5	36.0	8.00	6.40

Inductance Measuring Condition:100kHz,1V
DC saturation allowable current:The current value which inductance decrease 20% from the initial value
Temperature rise allowable current:The rise in temperature of core surface is 30℃

DC bias characteristics vs Temperature Rise Graph

L(25℃) ⊿T

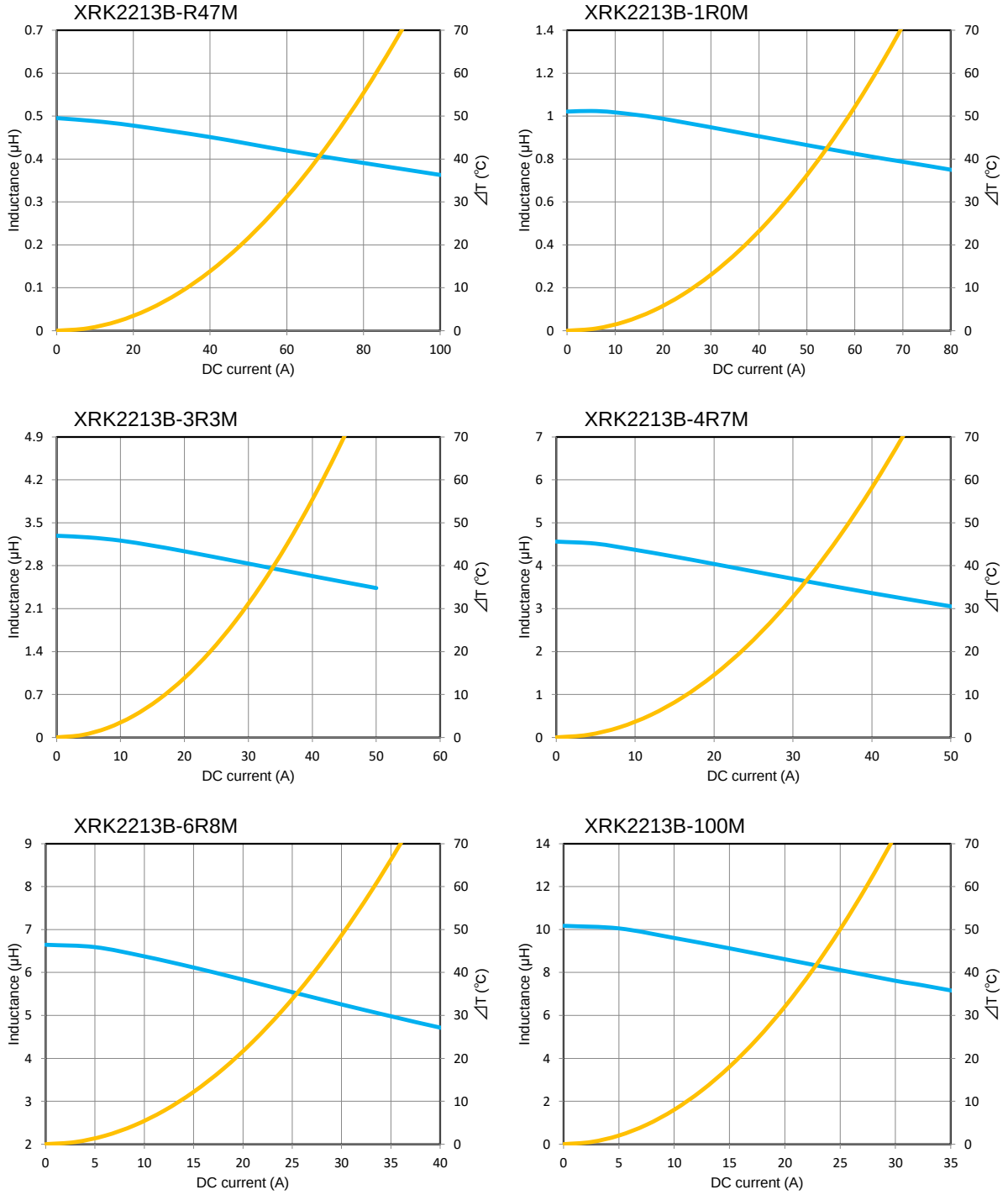

DC bias characteristics vs Temperature Rise Graph
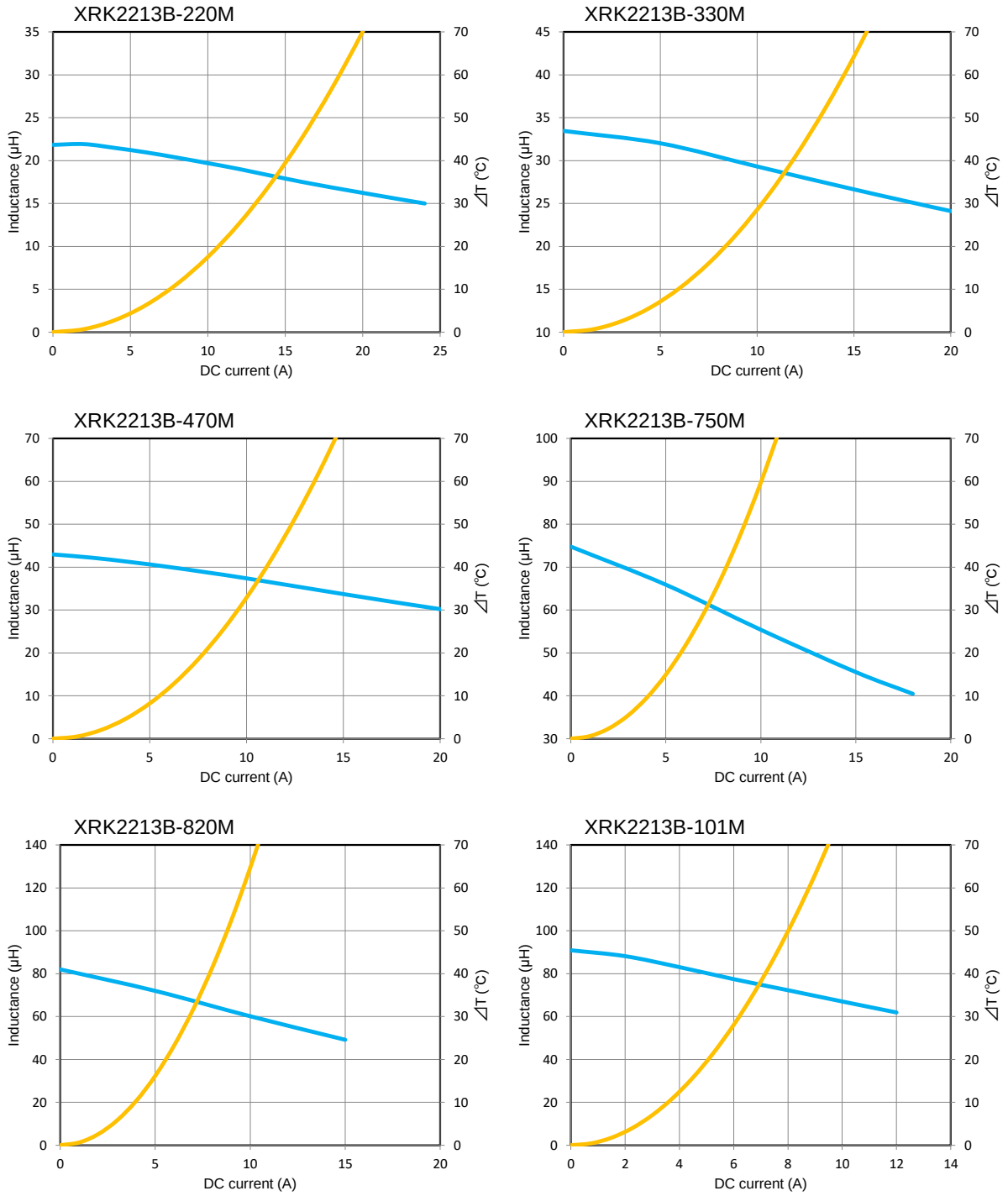
L(25℃) ⊿T