

XRK0754D

NEW

AEC-Q200



■ Features

- Realization of high current specifications by metallic magnetic material.
- Decreased acoustic noise due to the absence of air gaps.
- Low inductance variation across temperature ranges.
- Operating temperature : $-40^{\circ}\text{C} \sim +150^{\circ}\text{C}$ (The self-heating is included)
- AEC-Q200 compliant
- Withstand Voltage: 100V

Magnetic structure :

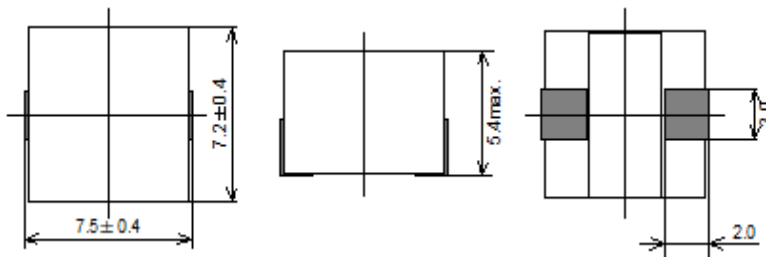
Mold

Weight : 1.55 g

■ Applications

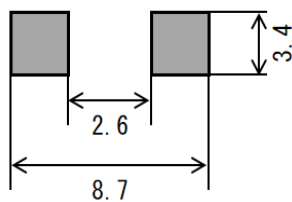
- Audio Visual/TV and Monitor, Mini System, AV Amplifier, for Professionals, Camera, Recorder
- Automotive/Car Audio, Car Navigation, ECU, LED Headlights
- Computer & Peripheral Device/Computer, Printer (MFP), Industrial Machines
- Home Electronics/LED Lights
- Others/Power Supply, FA, Medical, Energy

■ Dimensions



(Unit : mm)

■ Recommended Land Pattern



(Unit : mm)



SAGAMI ELEC CO., LTD.
<https://www.sagami-elec.co.jp>

10-30, Ichibashimo-cho, Tsurumi-ku, Yokohama, Kanagawa 230-0024, Japan
 Over Seas Sales Dept. TEL : +81 45 511 3141, E-mail : ossg@sagami-elec.co.jp
 Engineering Dept. TEL : +81 45 521 4543

⚠ The contents of this catalogue are subject to change without notice.

■ Specifications

SAGAMI Part No.	Inductance (μ H)	DCR		DC Saturation Allowable Current (A)	Temperature Rise Allowable Current (A)
		(m Ω)			
		max.	Typical		
XRK0754D-1R0M	1 \pm 20%	5.50	4.70	28.0	12.9
XRK0754D-1R5M	1.5 \pm 20%	7.50	6.50	23.0	11.5
XRK0754D-1R8M	1.8 \pm 20%	9.30	7.90	22.0	10.4
XRK0754D-2R2M	2.2 \pm 20%	8.70	7.50	18.0	11.0
XRK0754D-3R3M	3.3 \pm 20%	12.6	11.3	16.0	8.90
XRK0754D-4R7M	4.7 \pm 20%	15.9	13.8	14.0	7.20
XRK0754D-6R8M	6.8 \pm 20%	27.0	24.9	13.5	5.70
XRK0754D-100M	10 \pm 20%	41.0	37.4	11.5	4.60

Inductance Measuring Condition:100kHz,1V

DC saturation allowable current:The current value which inductance decrease 30% from the initial value

Temperature rise allowable current:The rise in temperature of core surface is 30°C



SAGAMI ELEC CO., LTD.
<https://www.sagami-elec.co.jp>

10-30, Ichibashimo-cho, Tsurumi-ku, Yokohama, Kanagawa 230-0024, Japan
 Over Seas Sales Dept. TEL : +81 45 511 3141, E-mail : ossg@sagami-elec.co.jp
 Engineering Dept. TEL : +81 45 521 4543

The contents of this catalogue are subject to change without notice.

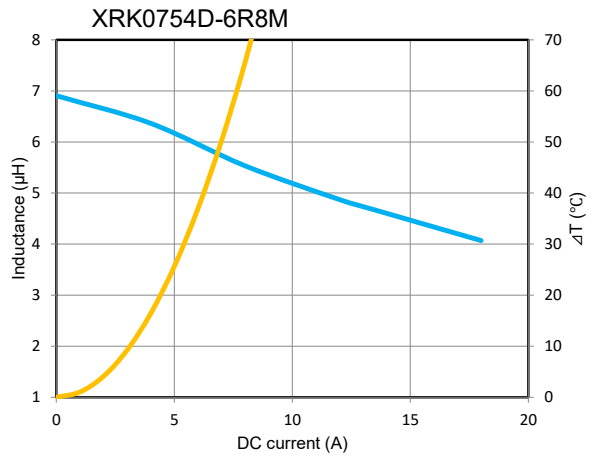
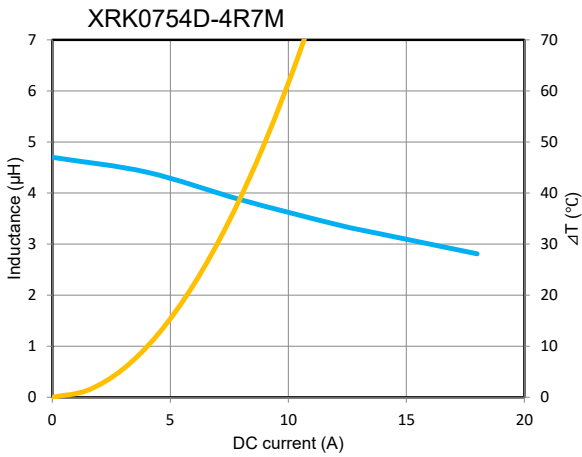
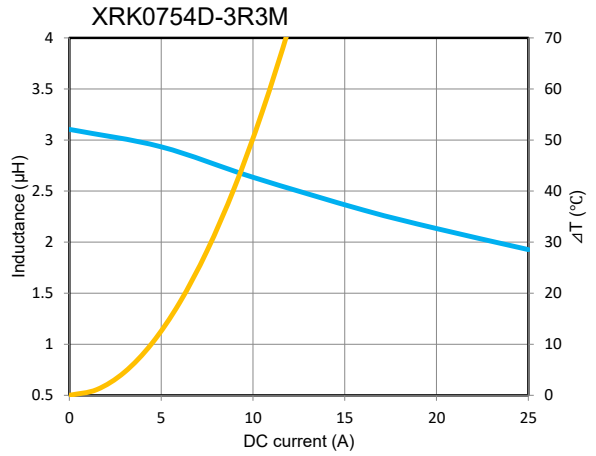
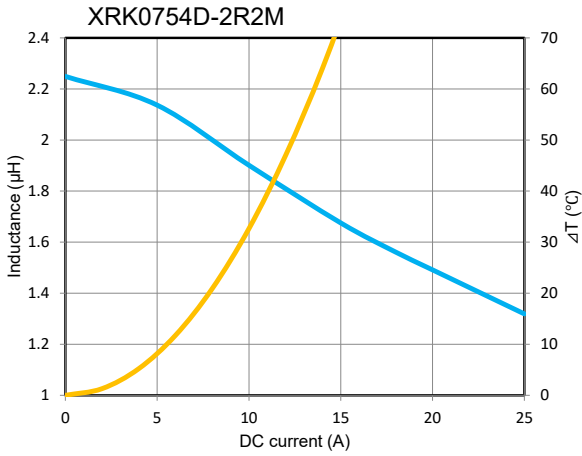
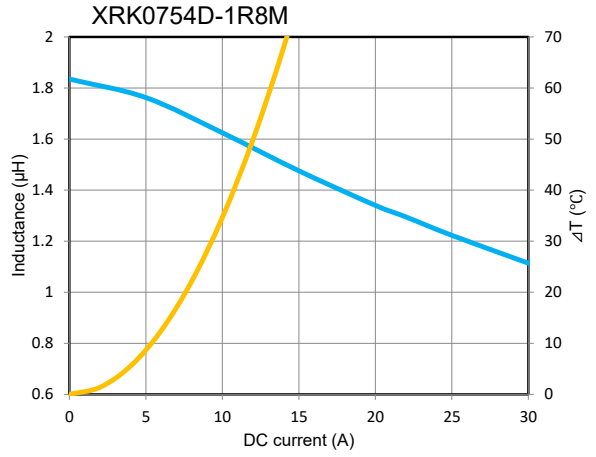
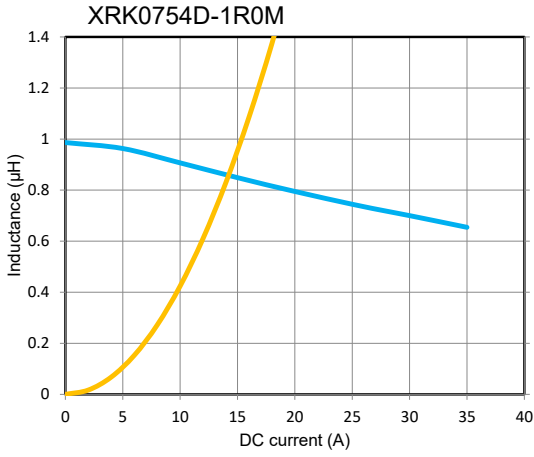
DC bias characteristics vs Temperature Rise Graph



L(25°C)



ΔT



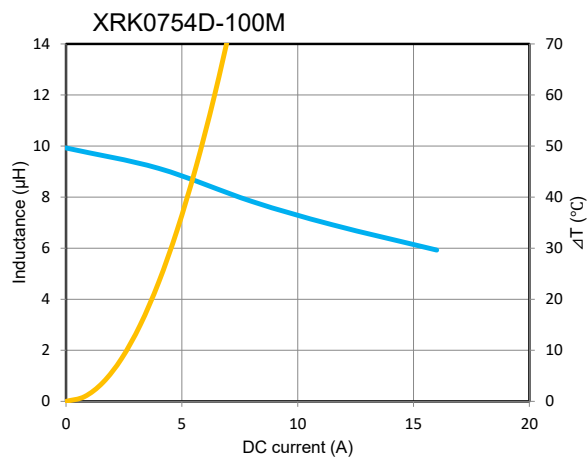
DC bias characteristics vs Temperature Rise Graph



L(25°C)



ΔT



サガミ エレク株式会社
SAGAMI ELEC CO., LTD.