


# Dear Rookie of the Coil

## Chapter 3 Coil's Functions 【Voltage Conversion】



SAGAMI ELEC CO., LTD.


# Coil's Functions "Voltage Conversion"

We will explain about one of functions "Voltage Conversion" in this time.

What is the **Voltage Conversion** ?

We can increase or decrease the Voltage.

In the Electric technology, is used "Watt" as an indicator of the electric power.




We can see "Watt" on electrical appliances, such as 30W, or 30VA.

# Coil's Functions "Voltage Conversion"

Electric power is calculated by multiplying Voltage(V) × Current(A).  
For example, 100W, there is plenty of combinations to figure out 100W.

Here are some examples.



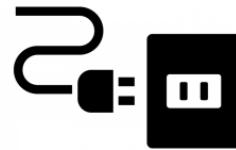
① 10A(ampere)	X	10V(volt)	=	100W
② 2A	X	50V	=	100W
③ 25A	X	4V	=	100W

# Coil's Functions "Voltage Conversion"

Why do we have to change voltage and current ?

Now we explain it with one example "Electrical Outlet."

In Japan, "100V" is used at the general household.

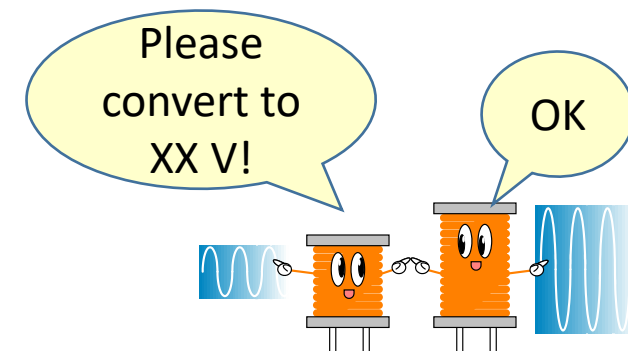


We can use electrical appliances after plugging in. However they have their own voltages in order to actuate.

Some has several voltages, others several hundred voltages.

So we need to convert the voltage for each appliances from 100V.

Coil is used for this Voltage Conversion.



# Coil's Functions "Voltage Conversion"

